

Series 10-AS-FG

Stainless Steel Speed Controller with One-touch Fittings (Inline type)

How to Order

10 — AS 200 1 F G — 06

Clean series •

Body size •

100	M5 standard
200	1/8 standard
205	1/4 standard
300	3/8 standard
400	1/2 standard

With One-touch fitting •

Stainless steel specifications (Stainless steel 303) •

Lock nut option


Nil	Hexagon lock nut
J	Round lock nut

Applicable tubing O.D. (Note)

Metric size

23	ø3.2*
04	ø4
06	ø6
08	ø8
10	ø10
12	ø12

Note) Refer to the following Model list for selection of applicable tubing O.D.
* ø1/8" tubing should be used.



Model

Model	Applicable tubing O.D.					
	Metric size					
	3.2	4	6	8	10	12
10-AS1001FG	●	●	●			
10-AS2001FG		●	●			
10-AS2051FG			●	●		
10-AS3001FG			●	●	●	●
10-AS4001FG					●	●

Specifications

Proof pressure	1.5 MPa
Max. operating pressure	1 MPa
Min. operating pressure	0.1 MPa
Ambient and fluid temperature	-5 to 60°C (No freezing)
Applicable tubing material	Polyurethane ^{Note 1)}
Grease	Fluorine grease
Cleanliness class (ISO class)	Class 5

Note 1) The maximum operating pressure for polyurethane (at 20°C) is 0.8 MPa.
(Refer to the **WEB catalog** for details.)

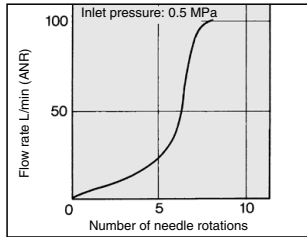
Flow Rate and Sonic Conductance

Model		10-AS1001FG	10-AS2001FG		10-AS2051FG		10-AS3001FG			10-AS4001FG	
Tubing O.D.	Metric size	ø3.2 ø4 ø6	ø4	ø6	ø6	ø8	ø6	ø8	ø10 ø12	ø10	ø12
Controlled flow	Flow rate L/min (ANR)	100	130	230	290	460	420	660	920	1050	1390
	Sonic conductance dm ³ /(s·bar)	0.28	0.36	0.64	0.8	1.3	1.2	1.8	2.6	2.9	3.9
Critical pressure ratio	Controlled flow	0.2	0.2	0.2	0.2	0.2	0.2	0.2	0.2	0.2	0.2
	Free flow	0.25	0.25	0.25	0.25	0.25	0.25	0.25	0.25	0.25	0.25

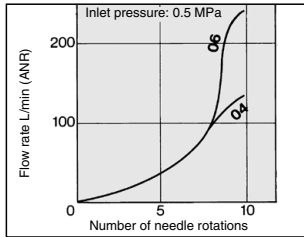
Note) Supply pressure: 0.5 MPa, Temperature: 20°C.

Needle Valve / Flow Rate Characteristics

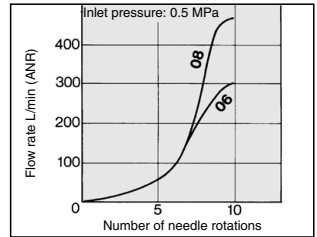
10-AS1001FG



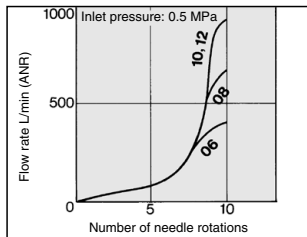
10-AS2001FG



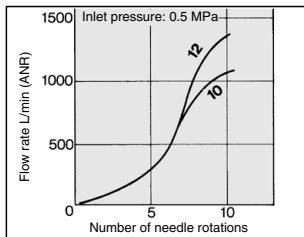
10-AS2051FG



10-AS3001FG

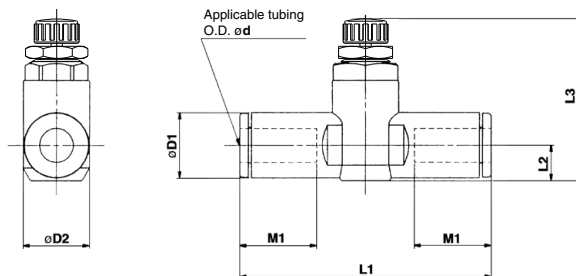


10-AS4001FG



Directional Control Valves
 Air Cylinders
 Rotary Actuators
 Air Grippers
 Air Preparation Equipment
 Modular F. R.
 Pressure Control Equipment
 Fittings & Tubing
 Flow Control Equipment
 Pressure Switches/ Pressure Sensors

Dimensions



Model	d	D1	D2	L1	L2	L3		M1	Weight (g)
						MAX.	MIN.		
10-AS1001FG-23	3.2	8.4	10	38	4.5	23.5	20.7	12.7	6
10-AS1001FG-04	4	9.3		39.2	5.2	24.2	21.4		7
10-AS1001FG-06	6	11.6	11.8	40.7	6.2	25.2	22.4	13.5	8
10-AS2001FG-04	4	9.3		5.2	32.6	27.6	12.7	12	
10-AS2001FG-06	6	11.6	14.8	44.8	6.3	33.7	28.7	13.5	13
10-AS2051FG-06		12.8		53.2	6.7	35.2	30.2	17	26
10-AS2051FG-08	8	15.2	19.8	59.8	8.1	32.6	27.6	18	31
10-AS3001FG-06	6	12.8		59	7.4	38.3	33.3	17	18
10-AS3001FG-08	8	15.2	19.8	64.4	8.2	39.1	34.1	18	21
10-AS3001FG-10	10	18.5		71.6	9.8	40.6	35.6	21	32
10-AS3001FG-12	12	20.9	26.5	76	11	41.8	36.8	22	33
10-AS4001FG-10	10	18.5		11.3	82	51.1	43.6	21	36
10-AS4001FG-12	12	20.9	52.1		44.6	22	40		