

Soft Polyurethane Tubing

TUS Series

RoHS

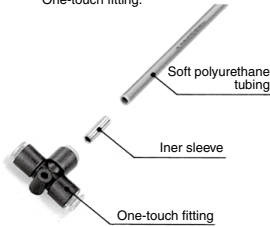


Suitable for piping in confined spaces

Extremely flexible
Soft polyurethane tubing

TUS related accessories
Inner sleeve
TJ series

Reinforces soft polyurethane tubing. Insert an inner sleeve into soft polyurethane tubing when used with a One-touch fitting.



Model

Model	Applicable tubing model	Length
TJ-0425	TUS0425	18
TJ-0604	TUS0604	19
TJ-0805	TUS0805	20.5
TJ-1065	TUS1065	23
TJ-1208	TUS1208	24

Specifications

Material	C2700T (Electroless nickel plated)
Wall thickness	0.2 mm

⚠️ Precautions

Be sure to read this before handling the products. Refer to page 11 for safety instructions and pages 14 to 18 for fittings and tubing precautions.

⚠️ Caution

- Use a nylon or polyurethane tubing for general industrial water, otherwise the tube may result in being fallen out or bursted when the max. operating pressure is lower and the surge pressure is occurred.
- Abnormal temperature rise caused by adiabatic compression may result in the tube bursting.
- The value of the minimum bending radius is measured at the temperature of 20°C as shown in the figure on the right.
- Use inner sleeve, taking the removing force into consideration when used with One-touch fittings.

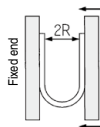
Model/Specifications

● — 20 m roll □ — 100 m reel

Model	TUS0425	TUS0604	TUS0805	TUS1065	TUS1208	
Tubing O.D. (mm)	4	6	8	10	12	
Tubing I.D. (mm)	2.5	4	5	6.5	8	
Black (B)	●	●	●	●	●	
White (W)	●	●	●	●	●	
Red (R)	●	●	●	●	●	
Blue (BU)	□	□	□	□	□	
Yellow (Y)	●	●	●	●	●	
Green (G)	●	●	●	●	●	
Translucent (N)	●	●	●	●	●	
Yellow brown (YB)	●	●	●	●	●	
Fluid	Air					
Max. operating pressure (MPa)	20°C		0.6			
	40°C		0.6			
	60°C		0.4			
Operating vacuum pressure (kPa) ⁽¹⁾	-101.3					
Applicable fittings	One-touch fitting ⁽²⁾ , Insert tube fitting, Miniature fitting (Hose nipple type) ⁽³⁾					
Min. bending radius (mm)	8	15	15	22	29	
Operating temperature	-20 to 60°C (No freezing)					
Material	Polyurethane					
Tube drawing strength (N) (Using One-touch fitting)	Without inner sleeve	15	60	60	85	110
	With inner sleeve	80	230	250	300	480

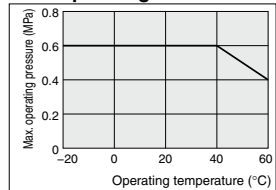
Note 1) The operating vacuum pressure varies depending on the applicable fitting, so refer to the fitting specifications for details.

Note 2) Always use inner sleeve (TJ series) in safety circuit or critical area.



Bend the tube into U-form at a temperature of 20°C. Fix one end and close loop gradually. Measure 2R when the tube breaks or is crushed.

Max. Operating Pressure



How to Order

TUS1065 B - 100

Tubing model

Length per roll

Symbol	Length
20	20 m roll
100	100 m reel

Color

Symbol	Color	Symbol	Color
B	Black (Opaque)	Y	Yellow (Opaque)
W	White (Opaque)	G	Green (Opaque)
R	Red (Opaque)	N	Translucent (Material color)
BU	Blue (Opaque)	YB	Yellow brown (Opaque)

Made to Order

Multi-core, Multi-color
Specification Flat Tubing

Refer to page 689 for details.